



**World
Physiotherapy**
Europe region

Report - The Role of Physiotherapy in Cancer Care in the Europe region

CANCER Cross Working Group (CA Cross WG)

APPROVED

19th and 20th May 2022

Prague, Czech Republic

ABSTRACT

Physiotherapists have strong knowledge and skills to deal with many of the functional problems that result from cancer treatment. The role of physiotherapy spans from cancer prevention to palliative and end of life care. Physiotherapeutic interventions offer a solution for many of the impairments experienced by patients living with and beyond cancer such as declines in physical function and quality of life. Specialised physiotherapeutic interventions can manage complex cancer-related side effects e.g., lymphedema, chemotherapy induced peripheral neuropathy, cardiotoxicity, bone metastases and cancer-related fatigue. With some cancers, research has shown that exercise can manage many side-effects of cancer and cancer treatment, may reduce the risk cancer recurrence, and increase survival. The management of cancer related impairments results in cost saving to hospitals and healthcare symptoms, as well as enabling patients to return to role functions in their communities. This document outlines the role of physiotherapy in the pathway of cancer patients.

REPORT - THE ROLE OF PHYSIOTHERAPY IN CANCER CARE IN THE EUROPE REGION

Europe region

CANCER Cross Working Group (CA Cross WG)

CONTENTS

1.	2
1.1.	3
1.2.	4
1.3.	4
2.	5
3.	5
4.	5
5.	6
6.	8
7.	9
8.	9
8.1.	9
8.2.	9
8.3.	10
8.4.	10
8.5.	10
8.6.	10
8.7.	10
9.	10
10.	12

1. INTRODUCTION

The Europe region is a non-profit, non-governmental organisation that represents the physiotherapy profession in Europe.

The Organisation has a membership of 37 Physiotherapy Associations representing approximately 185,000 physiotherapists in Europe.

The Purpose of the Europe region is to lead, promote and represent the Physiotherapy profession in the Europe region by driving excellence in education, practice and research advocating and influencing health policy.

During 2021, the European Commission published the Europe Beating Cancer Plan, knowing that in 2020, 2.7 million people in the European Union were diagnosed with cancer, and

another 1.3 million people lost their lives to it. Unless there is no decisive action now, cancer cases are set to increase by 24% by 2035, making it the leading cause of death in the EU.

There are estimated to be over 12 million cancer survivors in Europe, including around 300,000 childhood cancer survivors, due to advances in early detection, effective therapies and supportive care. There is a need to develop the care provided to people diagnosed with cancer within Europe, and to ensure patients receive the supportive care needed to maximise their quality of life during and after cancer treatment.

1.1. The Role of Physiotherapy in Cancer Care

Cancer and its treatment often lead to impaired functioning in daily living and a decrease in quality of life. The immediate and long-term sequelae of cancer treatment, including deconditioning, fatigue, impaired bone health, altered body composition, depression and anxiety, is well documented [1-3]. Physiotherapeutic interventions offer support for patients to manage many of these impairments during the cancer. Physiotherapists work with patients across the different cancer control categories in the cancer care continuum, as described by the Physical Activity and Cancer Control (PACC) framework (Figure 1) [4].

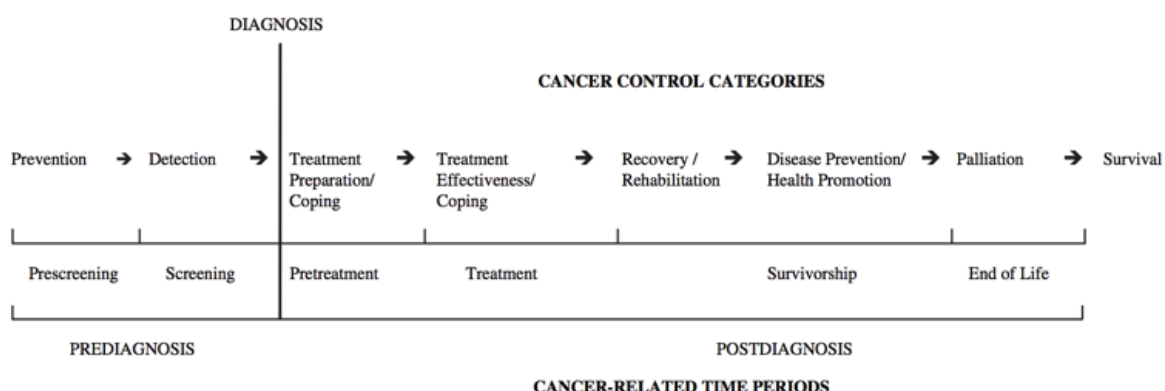


Figure 1 The Physical Activity and Cancer Control Framework[4]

Rehabilitation services should be integrated at the point of diagnosis to assess an individual's baseline functional performance status and inform the cancer care plan [5]. Interval functional screening and reassessment should continue throughout medically directed treatment to identify and manage clinically meaningful declines in function. Physiotherapists are well placed to assess and treat patients in the acute hospital setting as well as in the community and provide the specialist and targeted assessments and interventions needed by many cancer survivors.

Current recommendations provide specific guidance for improving cancer treatment-related symptom management and highlight the critical role of cancer rehabilitation services. [6]. Physiotherapists should be included as members of the care planning team from the point of diagnosis and throughout the duration of the cancer care plan to provide evidence-based interventions to patients living with and after cancer.

1.2. A key physiotherapeutic intervention for the oncology patient is exercise prescription.

Exercise in patients living with and beyond cancer has been shown to be a feasible, safe, acceptable and effective treatment in every cancer-related period. There is growing evidence for the benefit of exercise on cancer-related health outcomes like improved survival, less fatigue (e.g. cardiac and skeletal muscle function), improved physical functioning and better quality of life [7-9]. Based on the current evidence and established effectiveness, it is well accepted that exercise is and should be a part of standard care across the cancer care continuum (Figure 2).

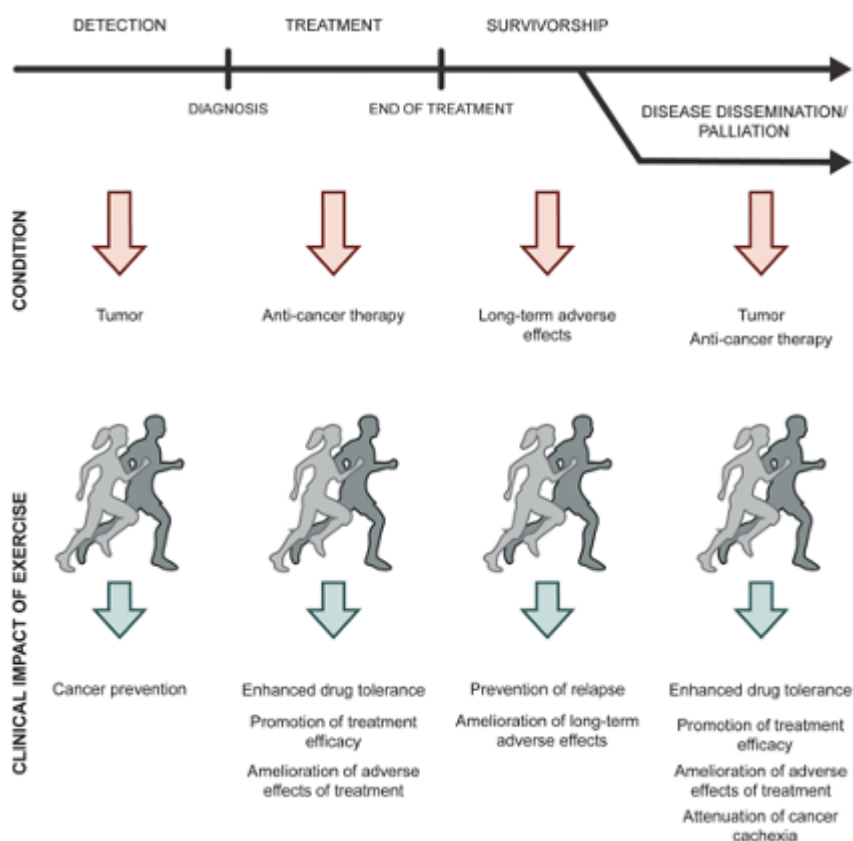


Figure 2 The Role of Physical Activity Throughout the Cancer Continuum [10]

1.3. Aim of this report

The aim of this report is to outline the role of physiotherapy in the pathway of cancer patients, as an effective and cost-effective treatment.

2. THE ROLE OF PHYSIOTHERAPY IN PRIMARY AND SECONDARY CANCER PREVENTION

For all adults, exercise is important for cancer prevention and specifically lowers risk of seven common types of cancer: colon, breast, stomach, oesophageal, bladder, endometrial and kidney cancer [11]. In addition, exercise is linked to improved survival before and after breast, colorectal or prostate cancer diagnoses and reduces risk of recurrence of breast, colon and prostate cancers by 20% to 40%. Physiotherapists can enable and encourage everyone to have a physically active lifestyle.

3. THE ROLE OF PHYSIOTHERAPY IN CANCER PREHABILITATION

Physiotherapists can provide exercise based prehabilitation to patients, with the goal of enhancing functional and physiological capacity to enable them to withstand cancer treatments and minimise any deterioration in function.

Prehabilitation, provided after diagnosis and before subsequent treatments, aims to optimise physiological reserve and address modifiable risk factors prior to surgery to improve post treatment outcomes [12]. Prehabilitation is an intervention to enable people with cancer to enhance their own physical and mental health and well-being [13, 14]. The core components of a multi-faceted prehab programme include cardiovascular and strength training, nutritional management, wellbeing with psychological support, and medical optimisation [15].

Prehabilitation can improve a person's functional capacity following cancer surgery[16]. It may also lead to reduced post-treatment complications, decreased hospitalisation, increased physical and mental wellbeing after treatment and improved quality of life [13, 17, 18]. Prehabilitation exercise programs that consist of cardiovascular and/or strength training provided at least two weeks before surgery are associated with positive outcomes [19]. Physiotherapists can provide tailored exercise programmes based on the current evidence supporting prehabilitation, including appropriate programmes for patients with contraindications to exercise such as certain types of cancer (e.g. bone cancer) or certain types of treatment (e.g. reductions in normal blood counts) [20, 21].

4. THE ROLE OF PHYSIOTHERAPY DURING CANCER TREATMENT

Physiotherapists work with patients to manage and improve specific side-effects and impairments that arise as a result of cancer and its treatment.

Physiotherapy led rehabilitation contributes to the prevention, management, and reduction of possible treatment side-effects. An increasing number of calls for the integration of exercise into clinical cancer care have since been issued and physiotherapists therefore play a central role in providing exercise guidance and programming to patients with cancer [22, 23]. The variable and dynamic nature of cancer treatment necessitates ongoing interval assessment throughout cancer treatment, based on risk for, and presentation of, treatment-related functional morbidity [5, 24]. There is strong evidence for the role of exercise prescription to manage the following side effects: anxiety, depressive symptoms, fatigue, health related quality of life, lymphoedema and physical function. There is moderate evidence for the role of exercise in the management of bone health and sleep in patients living with cancer [25].

While exercise guidelines are in place for patients during and after treatment, physiotherapists have an important role to play in the prescription of individualised exercise programmes to enable patients to meet these guidelines.

Physiotherapists prescribe and adapt exercise programmes suitable for patients receiving cancer treatment.

Physiotherapists have an important role to play in the exercise screening of high-risk patients such as those at risk of skeletal related events, those treated with neurotoxic chemotherapy and those receiving cancer treatment that puts them at higher risk of cardiovascular disease [26].

All patients diagnosed with cancer who are exposed to treatments with high symptom load and/or physiological impact, and who are at risk of functional decline due to this treatment should receive a comprehensive assessment by a physiotherapist of all components of health-related physical fitness (i.e., cardiorespiratory fitness, muscle strength and endurance, body composition, and flexibility), with some cancer-specific considerations to individualize an exercise prescription. Physiotherapists are well placed to complete detailed assessments as they are familiar with the common treatment approaches to cancer, the side effects and symptoms these treatments can cause, and the subsequent impact on exercise tolerance [27].

5. THE ROLE OF PHYSIOTHERAPY IN POST-TREATMENT CANCER REHABILITATION

Patients who experience cancer related impairments during and after cancer treatment should be offered access to cancer rehabilitation.

Cancer survivors are almost three times more likely to report fair or poor health after treatment and twice as likely to have psychosocial disabilities and physical and functional limitations as persons without cancer or chronic illness [28]. Patient should have access to rehabilitation in order to manage any side-effects that cause a deterioration in the patients' ability, function and quality of life, e.g. cancer-related fatigue, deconditioning, lymphedema, pain, neuropathy, urinary and bladder problems [29].

Physiotherapy led interventions, including exercise, are known to improve cancer related side effects such as symptoms of anxiety and depression, quality of life, physical function, cancer related fatigue and lymphoedema.

As the side effects of cancer and its treatment are extremely varied, there are many indications for physiotherapy input. Internationally recognised frameworks are available to describe the consequences of cancer on an individual in the context of their environment, such as The International Classification of Functioning, Disability, and Health (ICF). These frameworks recognise that rehabilitation for cancer patients can involve a broad range of physical and psychosocial factors [30]. An example of the impairments associated with breast cancer are given in Figure 3 [31], however physiotherapy input is indicated after several cancers and

cancer treatments. Some of the most debilitating side-effects requiring physiotherapy input are included here. For example, early mobilisation and bronchial hygiene techniques for surgical oncology patients [32]. Other examples are the indication for physiotherapy to address shoulder complaints following both surgery and radiotherapy for head and neck cancer or to address incontinence and pelvic health impairments following uro-gynaecological surgery [33-36]. Physiotherapists can provide all patients with sufficient knowledge/competency/self-management skills to exercise on their own accord or supervised in a non-healthcare setting following cancer treatment.

Cancer-related fatigue is often cited by patients as the most debilitating and disabling symptom during medical treatment and following its completion [37]. Several reviews and meta-analysis have shown that exercise is effective in reducing fatigue and its impact in cancer patients and survivors [38-40]. In particular, interventions supervised by an exercise professional were found to be more effective than unsupervised home programmes in promoting adherence to exercise, resulting in more significant improvements in fatigue and quality of life [41]. Existing guidelines recommend screening for fatigue at various time frames of treatment and survivorship as well as providing education and guidance. Physiotherapists can play an active role in educating and guiding patients through the management of cancer related fatigue and a referral to physiotherapy should be considered for these patients [41].

Lymphoedema, a common side-effect of cancer treatment, can cause functional impairments and psychosocial morbidities and may lead to diminished health related quality of life [42-44]. Physiotherapists are first-in-line to treat cancer related lymphedema by Complex Decongestive Therapy (CDT or Complex Physical Therapy). (ISL consensus document 2020) CDT consists of 4 pillars including compression by garments or bandages or sleeves, manual lymphatic drainage, advice for skin care and infection prevention and exercise therapy methods like passive or active movements [45, 46].

Physiotherapists embrace the prospective surveillance model for physical rehabilitation and exercise in cancer. The goals of this model are to promote the surveillance of common physical impairment and functional limitations associated with cancer treatment, to provide education to facilitate early identification of impairments; to introduce rehabilitation and exercise intervention when physical impairments are identified; and to promote and support physical activity and exercise behaviours through the trajectory of disease treatment and survivorship [47].

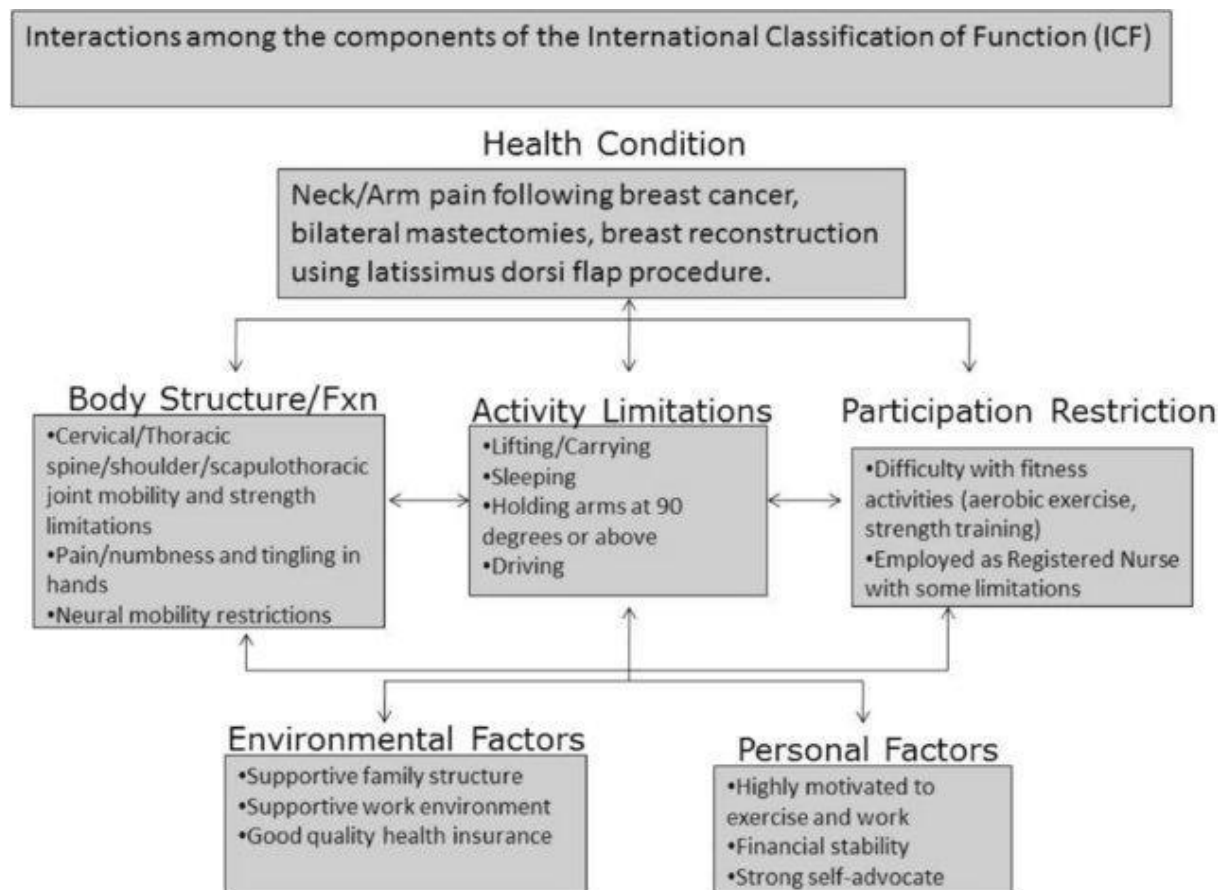


Figure 3 An example of the use of the ICF in cancer rehabilitation for breast cancer

6. THE ROLE OF PHYSIOTHERAPY IN THE LONG-TERM REHABILITATION OF PEOPLE LIVING AFTER CANCER

Physiotherapists play a key role in the monitoring and treatment of the long-term side effects (5 years after diagnosis) of cancer.

The absence of prehabilitation and rehabilitation, as described in the previous sections, can lead to an increase in long-term side effects for patients living with and after cancer. Survivorship care that lacks appropriate rehabilitation services could lead to unnecessary long-term physical and psychological suffering [48]. Several long-term side effects, i.e., those that persist after five years, remain under-documented. Patients suffering from long-term sequelae have difficulties in having their symptoms recognised and in accessing adequate treatment or support. Some cancers require lifelong treatment, and their side effects tend to become persistent, turning the cancer disease into a chronic illness. The most common side effects of cancer and its treatment are pain, fatigue, and emotional distress [49].

For all types of cancer, emphasis should be placed on appropriate physical activity. In both the short and long term, physical activity can prevent the development of new cancer, improve quality of life, and manage many symptoms such as cancer related fatigue [50].

7. THE ROLE OF PHYSIOTHERAPY IN ADVANCED CANCER

The role of physiotherapy in advanced cancer includes symptom control, optimisation of functional mobility and education.

Developments in systemic therapies for cancer have prolonged survival even in patients who cannot be cured, and many people now live with advanced stages of cancer for longer periods [51]. Patients with advanced cancer may experience high levels of functional disability related to disease progression, deconditioning, pain, local or systemic effects of cancer treatment and its complications [52-54]. Rehabilitation can enable people with advanced cancer to participate as fully as possible in all aspects of their daily lives. It represents an important route for people to fulfil meaningful goals, maintain dignity and adapt constructively to the uncertainty and loss that is often intrinsic in the lived experience of advancing illness [55]. Physiotherapy for patients receiving palliative care aims to maintain and/or improve physical function, minimize or eliminate complications, alleviate discomfort and pain, optimizing functional status, physical independence, and quality of life [56-58]. Team based palliative care should be implemented to address the needs of patients and their families. [59, 60].

Access to a physiotherapy should be available to any patient, who requires palliative care or in the final stage of their life. A unique approach with person-centred palliative care and integrated physiotherapy activities are essential [60]. The benefit of exercise has been covered earlier in this document and those benefits continue even for those patients requiring palliative care or are in the final stages of their life [57, 61]. Patients may also benefit from receiving equipment to enable the safe maintenance of physical function [62]. Receiving palliative care may contribute to the general well-being of patients and to the reduction of the severity of the comorbid symptoms, especially pain, drowsiness, loss of appetite and depression [54, 63, 64].

8. SUMMARY STATEMENTS

8.1. General Statement

Physiotherapists have strong knowledge and skills to deal with many of the functional problems that result from cancer treatment.

Rehabilitation services, including physiotherapy, should be integrated at the point of diagnosis to assess an individual's baseline functional performance status and inform the cancer care plan.

8.2. The role of physiotherapy in primary and secondary cancer prevention

Physiotherapists have an important role in encouraging and enabling patients to be physically active, essential for lowering risk of seven common types of cancer and improving survival before and after breast, colorectal or prostate cancer diagnoses.

8.3. The role of physiotherapy in cancer prehabilitation

Physiotherapists can provide exercise based prehabilitation to patients, with the goal of enhancing functional and physiological capacity to enable them to withstand cancer treatments and minimise any deterioration in function.

8.4. The role of physiotherapy during cancer treatment

Physiotherapists work with patients to manage and improve specific side-effects and impairments that arise as a result of cancer and its treatment.

Physiotherapists prescribe and adapt exercise programmes suitable for patients receiving cancer treatment.

8.5. The role of physiotherapy in post-treatment cancer rehabilitation

Patients who experience cancer related impairments during and after cancer treatment should be offered access to cancer rehabilitation.

Physiotherapy led interventions, including exercise, are known to improve cancer related side effects such as chemotherapy induced peripheral neuropathy, depressive symptoms, anxiety, quality of life, physical function and cancer related fatigue.

8.6. The role of physiotherapy in the long-term rehabilitation of people living after cancer

Physiotherapists play a key role in the monitoring and treatment of many of the long-term side effects of cancer.

8.7. The role of physiotherapy in advanced cancer

The role of physiotherapy in advanced cancer includes symptom control, optimisation of functional mobility and education.

9. ACKNOWLEDGEMENTS

We would like to thank all stakeholders who provided input and feedback on this document Emer Guinan, Morton Quist and Martijn Stuiver.

The Europe region Executive Committee thanks and acknowledges the Cancer Cross Working Group and authors of this document.

Nele Adriaenssens - Belgium, Kristin Lyudmilova - Bulgaria, Nikolaos Strimpakos - Greece, Nirit Rotem - Israel, Gráinne Sheill - Ireland, Michele Cannone - Italy, Loredana Gigli - Italy, Līva Tiesnese - Latvia, Carmen Suarez - Spain, Aline Descloux - Switzerland and Alex MacKenzie - U.K.

10. REFERENCES

1. Nurgali, K., R.T. Jagoe, and R. Abalo, *Adverse effects of cancer chemotherapy: Anything new to improve tolerance and reduce sequelae?* *Frontiers in pharmacology*, 2018. **9**: p. 245.
2. Mehnert, A., et al., *The association between neuropsychological impairment, self-perceived cognitive deficits, fatigue and health related quality of life in breast cancer survivors following standard adjuvant versus high-dose chemotherapy.* *Patient Education and Counseling*, 2007. **66**(1): p. 108-118.
3. Coates, A., et al., *On the receiving end—patient perception of the side-effects of cancer chemotherapy.* *European Journal of Cancer and Clinical Oncology*, 1983. **19**(2): p. 203-208.
4. Courneya, K.S. and C.M. Friedenreich. *Physical activity and cancer control.* in *Seminars in oncology nursing*. 2007. Elsevier.
5. Stout, N.L., et al., *Long-term survivorship care after cancer treatment: a new emphasis on the role of rehabilitation services.* *Physical therapy*, 2019. **99**(1): p. 10-13.
6. National Academies of Sciences, E. and Medicine, *Long-term survivorship care after cancer treatment: Proceedings of a workshop.* 2018: National Academies Press.
7. Schmitz, K.H., et al., *Exercise is medicine in oncology: engaging clinicians to help patients move through cancer.* *CA: a cancer journal for clinicians*, 2019. **69**(6): p. 468-484.
8. Stout, N.L., et al., *A systematic review of exercise systematic reviews in the cancer literature (2005-2017).* *PM&R*, 2017. **9**(9): p. S347-S384.
9. Hayes, S.C., et al., *The Exercise and Sports Science Australia position statement: exercise medicine in cancer management.* *Journal of science and medicine in sport*, 2019. **22**(11): p. 1175-1199.
10. Hojman, P., et al., *Molecular mechanisms linking exercise to cancer prevention and treatment.* *Cell metabolism*, 2018. **27**(1): p. 10-21.
11. Patel, A.V., et al., *American College of Sports Medicine roundtable report on physical activity, sedentary behavior, and cancer prevention and control.* *Medicine and science in sports and exercise*, 2019. **51**(11): p. 2391.
12. Ismail, H., et al., *Prehabilitation prior to major cancer surgery: training for surgery to optimize physiologic reserve to reduce postoperative complications.* *Current Anesthesiology Reports*, 2018. **8**(4): p. 375-385.
13. Macmillan Cancer Support, R.C.o.A., National Institute for Health Research Cancer and Nutrition Collaboration. , *Rehabilitation of People with Cancer: Principles and Guidance for Prehabilitation within the Management and Support of People with Cancer.* 2019.
14. Silver, J.K. and J. Baima, *Cancer prehabilitation: an opportunity to decrease treatment-related morbidity, increase cancer treatment options, and improve physical and psychological health outcomes.* *American journal of physical medicine & rehabilitation*, 2013. **92**(8): p. 715-727.

15. Moore, J., et al., *Implementing a system-wide cancer prehabilitation programme: the journey of greater Manchester's 'Prehab4cancer'*. European Journal of Surgical Oncology, 2021. **47**(3): p. 524-532.
16. Michael, C.M., et al., *Prehabilitation exercise therapy for cancer: A systematic review and meta-analysis*. Cancer medicine, 2021. **10**(13): p. 4195-4205.
17. Steffens, D., et al., *Is preoperative physical activity level of patients undergoing cancer surgery associated with postoperative outcomes? A systematic review and meta-analysis*. European Journal of Surgical Oncology, 2019. **45**(4): p. 510-518.
18. Waterland, J.L., et al., *Efficacy of Prehabilitation Including Exercise on Postoperative Outcomes Following Abdominal Cancer Surgery: A Systematic Review and Meta-Analysis*. Frontiers in surgery, 2021. **8**: p. 55.
19. Yun-Jen Chou, R., R. Hsuan-Ju Kuo, and R. Shio-Ching Shun. *Cancer prehabilitation programs and their effects on quality of life*. in *Oncology nursing forum*. 2018. Oncology Nursing Society.
20. Palma, S., et al., *High-intensity interval training in the prehabilitation of cancer patients—a systematic review and meta-analysis*. Supportive Care in Cancer, 2021. **29**(4): p. 1781-1794.
21. Lukez, A. and J. Baima. *The role and scope of Prehabilitation in cancer care*. in *Seminars in oncology nursing*. 2020. Elsevier.
22. Denlinger, C.S., et al., *Survivorship, Version 2.2018, NCCN Clinical Practice Guidelines in Oncology*. J Natl Compr Canc Netw, 2018. **16**(10): p. 1216-1247.
23. Cormie, P., et al., *Clinical Oncology Society of Australia position statement on exercise in cancer care*. Medical Journal of Australia, 2018. **209**(4): p. 184-187.
24. Neo, J., et al., *Disability in activities of daily living among adults with cancer: A systematic review and meta-analysis*. Cancer treatment reviews, 2017. **61**: p. 94-106.
25. Campbell, K.L., et al., *Exercise Guidelines for Cancer Survivors: Consensus Statement from International Multidisciplinary Roundtable*. Med Sci Sports Exerc, 2019. **51**(11): p. 2375-2390.
26. Schmitz, K.H., *Exercise oncology: prescribing physical activity before and after a cancer diagnosis*. 2020: Springer Nature.
27. Campbell, K.L., et al., *Exercise guidelines for cancer survivors: consensus statement from international multidisciplinary roundtable*. Medicine & Science in Sports & Exercise, 2019. **51**(11): p. 2375-2390.
28. Hewitt, M., J.H. Rowland, and R. Yancik, *Cancer survivors in the United States: age, health, and disability*. The Journals of Gerontology Series A: Biological Sciences and Medical Sciences, 2003. **58**(1): p. M82-M91.
29. Gegechkori, N., L. Haines, and J.J. Lin, *Long-term and latent side effects of specific cancer types*. Medical Clinics, 2017. **101**(6): p. 1053-1073.
30. Rajendran, V. and D. Jeevanantham, *Assessment of physical function in geriatric oncology based on International Classification of Functioning, Disability and Health (ICF) framework*. Current Geriatrics Reports, 2016. **5**(3): p. 200-212.
31. Struessel, T.S. and A. Nordon-Craft, *A Case Report Describing Multiple System Effects of Breast Cancer, Bilateral Mastectomy, and Reconstruction: Implications for*

- Physical Therapist Practice*. Journal of Women's Health Physical Therapy, 2017. **41**(1): p. 10-18.
32. Granger, C.L., *Physiotherapy management of lung cancer*. Journal of Physiotherapy, 2016. **62**(2): p. 60-67.
33. Hidding, J.T., et al., *Treatment related impairments in arm and shoulder in patients with breast cancer: a systematic review*. PloS one, 2014. **9**(5): p. e96748.
34. De Groef, A., et al., *Effectiveness of postoperative physical therapy for upper-limb impairments after breast cancer treatment: a systematic review*. Archives of physical medicine and rehabilitation, 2015. **96**(6): p. 1140-1153.
35. Nahon, I., *Physiotherapy management of incontinence in men*. Journal of Physiotherapy, 2021. **67**(2): p. 87-94.
36. Lin, K.-Y., et al., *Pelvic floor symptoms, physical, and psychological outcomes of patients following surgery for colorectal cancer*. Physiotherapy theory and practice, 2018. **34**(6): p. 442-452.
37. Al Maqbali, M., et al., *Prevalence of fatigue in patients with cancer: a systematic review and meta-analysis*. Journal of Pain and Symptom Management, 2021. **61**(1): p. 167-189. e14.
38. Cramp, F. and J. Byron-Daniel, *Exercise for the management of cancer-related fatigue in adults*. Cochrane database of systematic reviews, 2012(11).
39. Piraux, E., et al., *Effects of exercise therapy in cancer patients undergoing radiotherapy treatment: a narrative review*. SAGE open medicine, 2020. **8**: p. 2050312120922657.
40. Tomlinson, D., et al., *Effect of exercise on cancer-related fatigue: a meta-analysis*. American journal of physical medicine & rehabilitation, 2014. **93**(8): p. 675-686.
41. Baumann, F.T., E.M. Zopf, and W. Bloch, *Clinical exercise interventions in prostate cancer patients—a systematic review of randomized controlled trials*. Supportive Care in Cancer, 2012. **20**(2): p. 221-233.
42. Lentz, R., et al., *From bench to bedside: the role of a multidisciplinary approach to treating patients with lymphedema*. Lymphatic Research and Biology, 2021. **19**(1): p. 11-16.
43. Chang, D., et al., *Establishing Standards for Centers of Excellence for the Diagnosis and Treatment of Lymphatic Disease*. Lymphat Res Biol, 2021. **19**(1): p. 4-10.
44. *The diagnosis and treatment of peripheral lymphedema: 2020 Consensus Document of the International Society of Lymphology*. Lymphology, 2020. **53**(1): p. 3-19.
45. Kärki, A., et al., *Lymphoedema therapy in breast cancer patients – a systematic review on effectiveness and a survey of current practices and costs in Finland*. Acta Oncologica, 2009. **48**(6): p. 850-859.
46. NAIK, M., P. NAYAK, and K.D. KUMAR, *Effect of Physiotherapy in the Prevention and Relief of Secondary Lymphoedema in Subjects with Postoperative*

Breast Cancer-A Systematic Review of Randomised Controlled Trials. Journal of Clinical & Diagnostic Research, 2021. **15**(5).

47. Stout, N.L., et al., *A prospective surveillance model for rehabilitation for women with breast cancer*. Cancer, 2012. **118**(S8): p. 2191-2200.

48. Council, N.R., *From cancer patient to cancer survivor: lost in transition*. 2005: National Academies Press.

49. Siegel, R.L., K.D. Miller, and A. Jemal, *Cancer statistics, 2019*. CA: a cancer journal for clinicians, 2019. **69**(1): p. 7-34.

50. Hilfiker, R., et al., *Exercise and other non-pharmaceutical interventions for cancer-related fatigue in patients during or after cancer treatment: a systematic review incorporating an indirect-comparisons meta-analysis*. British journal of sports medicine, 2018. **52**(10): p. 651-658.

51. Sheill, G., et al., *Considerations for exercise prescription in patients with bone metastases: a comprehensive narrative review*. PM&R, 2018. **10**(8): p. 843-864.

52. Montagnini, M., N.M. Javier, and A. Mitchinson, *The role of rehabilitation in patients receiving hospice and palliative care*. Rehabilitation Oncology, 2020. **38**(1): p. 9-21.

53. Dittus, K.L., R.E. Gramling, and P.A. Ades, *Exercise interventions for individuals with advanced cancer: a systematic review*. Preventive medicine, 2017. **104**: p. 124-132.

54. Heywood, R., A.L. McCarthy, and T.L. Skinner, *Safety and feasibility of exercise interventions in patients with advanced cancer: a systematic review*. Supportive Care in Cancer, 2017. **25**(10): p. 3031-3050.

55. MacLeod, R. and L. Van Den Block, *Textbook of palliative care*. 2019: Springer.

56. Kucharska, E., et al., *Modern methods of treatment in palliative care*. Wiadomości Lekarskie, 2019. **72**(7).

57. Möller, U.O., et al., *Bridging gaps in everyday life—a free-listing approach to explore the variety of activities performed by physiotherapists in specialized palliative care*. BMC palliative care, 2018. **17**(1): p. 1-10.

58. Kumar, S.P. and A. Jim, *Physical therapy in palliative care: from symptom control to quality of life: a critical review*. Indian journal of palliative care, 2010. **16**(3): p. 138.

59. Siouta, N., et al., *Integrated palliative care in Europe: a qualitative systematic literature review of empirically-tested models in cancer and chronic disease*. BMC palliative care, 2016. **15**(1): p. 1-16.

60. Golčić, M., et al., *Physical exercise: an evaluation of a new clinical biomarker of survival in hospice patients*. American Journal of Hospice and Palliative Medicine®, 2018. **35**(11): p. 1377-1383.

61. Myrcik, D., et al., *Influence of Physical Activity on Pain, Depression and Quality of Life of Patients in Palliative Care: A Proof-of-Concept Study*. Journal of clinical medicine, 2021. **10**(5): p. 1012.

62. Wilson, C.M., K. Mueller, and R. Briggs, *Physical therapists' contribution to the hospice and palliative care interdisciplinary team: A clinical summary*. Journal of Hospice & Palliative Nursing, 2017. **19**(6): p. 588-596.
63. Pyszora, A., et al., *Physiotherapy programme reduces fatigue in patients with advanced cancer receiving palliative care: randomized controlled trial*. Supportive care in cancer, 2017. **25**(9): p. 2899-2908.
64. Ćwirlej-Sozańska, A., et al., *Assessment of the effects of a multi-component, individualized physiotherapy program in patients receiving hospice services in the home*. BMC Palliative Care, 2020. **19**(1): p. 1-13.